

# AcryPlus

*We take care of your smile*



DENTI ARTIFICIALI IN RESINA - ACRYLIC TEETH

I - DENTI IN POLIMERO SINTETICO PER PROTESI DENTALI

Istruire il paziente ad adottare i protocolli quotidiani di igiene, a non spazzolare eccessivamente per evitare il consumo da abrasione e a non immergere in alcali, acidi o altre sostanze aggressive per materiali acrilici.

GB - SYNTHETIC POLYMER TEETH FOR DENTAL PROSTHESIS

Direct the patient to adopt daily hygiene protocols, suggest him to avoid excessive brushing which could cause abrasive wear, and not to immerse in alkalis, acids or other substances that can damage acrylic materials.

D - KUNSTSTOFFZÄHNE AUS METHACRYLAT FÜR PROTHETIK

Hygienehinweise: Für die tägliche Hygiene sollten die Patienten darauf hingewiesen werden, daß ein übertriebener Gebrauch der Zahnbürste zu einem Abrieb führen kann. Ein Kontakt der Prothese mit alkalischen, säurehaltigen oder anderen aggressiven Substanzen ist zu vermeiden.

F - DENTS EN POLYMERES SYNTHETIQUE POUR PROTHESES

Conseiller au patient d'adopter des règles d'hygiène quotidiennes, de ne pas brosser exagérément avec des pates abrasives et de ne pas plonger l'appareil dans des solutions alcalines, acides ou autres substances agressives pour le matériaux acryliques.

E - DIENTES DE POLIMERO SINTETICO PARA PROTESIS DENTALES

Concienciar al paciente para que adopte las medidas cuotidianas necesarias de higiene, para que no cepille excesivamente evitando de este modo el desgaste por abrasión y para que no sumerja en álcali, ácidos y otras sustancias agresivas para los materiales acrílicos.

GR - ΔΟΝΤΙΑ ΑΠΟ ΠΟΛΥΜΕΡΕΣ ΣΥΝΘΕΤΙΚΟ ΓΙΑ ΤΕΧΝΗΤΗ ΟΔΟΝΤΟΣΤΟΙΧΙΑ

Πρέπει να διδάξετε τον ασθενή να υιοθετήσει τους καθημερινούς κανόνες υγιεινής, να μην υπερβάλει στο βούρτσισμα για να αποφεύγεται η φθορά λόγω της τριβής και να μην τοποθετεί την οδοντοστοιχία σε αλκάλια, οξύ ή άλλες ουσίες που δεν είναι φιλικές για τα ακρυλικά προϊόντα.

DK - TÆNDER AF SYNTETISK POLYMER TIL PROTESER

Informér patienten om anvendelse af de daglige hygiejneprotokoller og gør opmærksom på, at slid kun undgås ved ikke at børste for meget og undlade dypning i syreholdige alkaliske stoffer eller andre stærke midler.

P - DENTES DE POLÍMERO SINTÉTICO PARA PRÓTESES DENTÁRIAS

Instruir o paciente a adoptar os protocolos de higiene quotidianos e não escovar excessivamente para evitar o desgaste e não emergir em alcali, ácidos ou outras substâncias agressivas.

S - TÄNDER AV SYNTETISK POLYMER FÖR TANDPROTESER

Upplys patienten om de dagliga rutiner som avser hygien. Patienten skall också informeras om att för mycket borstande sliter på tänderna samt att proteserna inte skall läggas i alkaliska, sura eller andra aggressiva vätskor.

NL - TANDEN VAN SYNTHETISCHE POLYMER VOOR GEBITSPROTHESEN

Licht de patient goed voor over de dagelijkse reiniging. Niet overmatig borstelen om voortijdige slijtage te voorkomen. Niet onderdompelen in alkaliën, zuren of andere agressieve middelen.

FIN - SYNTEETTISESTÄ POLYMEERISTÄ TEHDYT HAMPPAT HAMMASPROTEESEJAVARTEN

Potilasta on opetettava suorittamaan oikein hampaiden päivittäinen puhdistusohjelma, sekä häntä on varoitettava harjaamasta hampaita liikaa niiden liiallisen kulumisen - ehkäisemiseksi, sekä varoitettava upottamasta hampaita emaksiseen aineeseen, happoon tai muihin vahingoittaviin aineisiin.

РУ – ЗУБЫ ИЗ СИНТЕТИЧЕСКОГО ПОЛИМЕРА ДЛЯ ЗУБНЫХ ПРОТЕЗОВ

Проинструктировать пациента о том, чтобы выполнять ежедневные процедуры гигиены, не чистить щёткой с чрезмерным усилием для предотвращения износа в связи с истиранием, не погружать в щелочи, кислоты или другие вещества, которые являются агрессивными для акриловых материалов.

## INCISIVI INCISORS

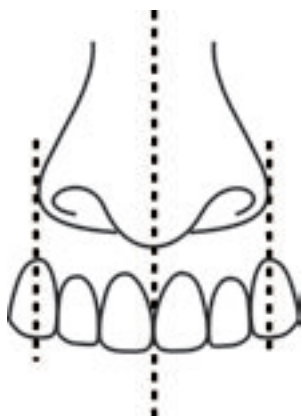


### Scelta dei gruppi incisivi

Determinazione della larghezza del gruppo anteriore secondo la ricerca di Lee.

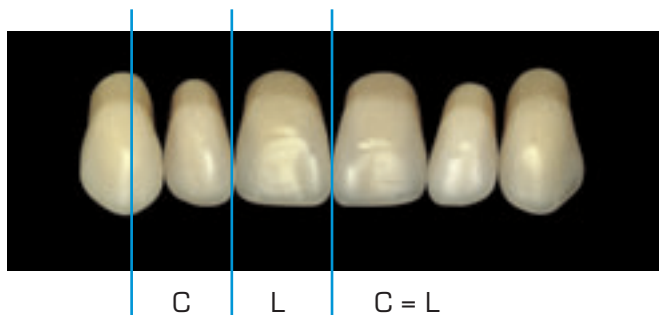
### Selecting the incisor groups

Establishing the width of the front group according to Lee's research.



La linea verticale immaginaria che tocca i margini delle pinne nasali attraversa l'asse dei canini.

The imaginary vertical line that touches the margins of the pinna passes through the axis of the canines.



La larghezza centrale è data dalla larghezza del laterale sommata alla parte mesiale del canino.

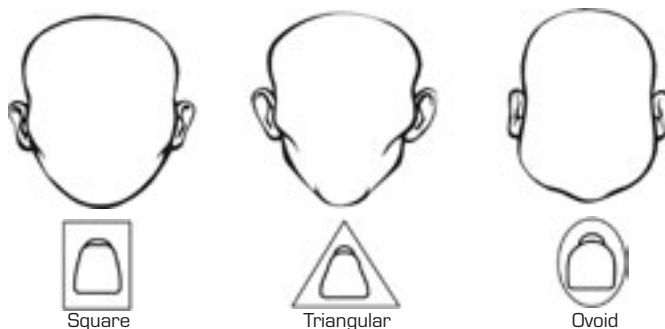
The central width is given by the lateral added to the mesial part of the canine.

### Determinazione della forma secondo Williams:

forma dei denti scelta in funzione della forma del viso.

### Establishing the shape according to Williams:

the shape of the teeth is chosen according to the shape of the face.



**Secondo Gerber:** la forma e la posizione degli anteriori è determinata dalla linea basale del naso

**According to Gerber:** the shape and position of the front teeth is established by the basal line of the nose.



### Secondo la forma delle creste alveolari:

se non vengono forniti riferimenti secondo le classificazioni precedenti, la forma della cresta alveolare superiore può fornire informazioni sulla forma dei denti da utilizzare.

### According to the shape of the alveolar crest:

if no references are provided according to the previous classifications, the shape of the upper alveolar crest can provide information as to the shape of teeth to be used.





**MOLARI MOLARS**



**Neuromuscolari:** denti anatomici del tutto simili al dente naturale e caratterizzati da un'intercuspidazione dente a dente con un unico punto di contatto. Angolo delle cuspidi di 45°.

**Neuromuscolar:** anatomical teeth similar to human teeth and characterized by a intercuspidation tooth to tooth having a single point of contact. Cusp angle 45°.

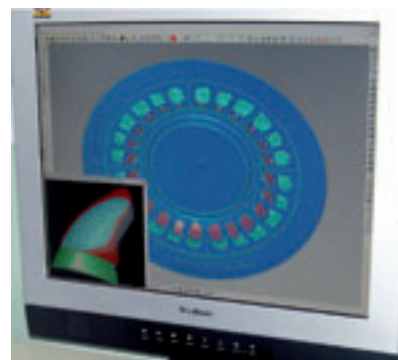


**Geometrici:** Denti costruiti in base alle ricerche di Strack per la costruzione della protesi bilanciata bilaterale. Angolo cuspace di 20°.

**Geometrici:** teeth constructed according to Strack's research for constructing bilateral balanced dentures. Cusp angle: 20°.



**Tecnologia e ricerca sui materiali al servizio della qualità**  
**Technology and research into materials to improve quality**



La base della qualità è l'impiego delle più avanzate tecnologie CAD/CAM  
*Quality is given by using the latest CAD/CAM technology*




Visione 3D dentina/colletto  
*3D view dentin/neck*



Visione 3D strato legante interno tra dentina e smalto  
*3D view of inner bond layer between dentin/enamel*



*3D view enamel/neck*



*3D section of stratification*

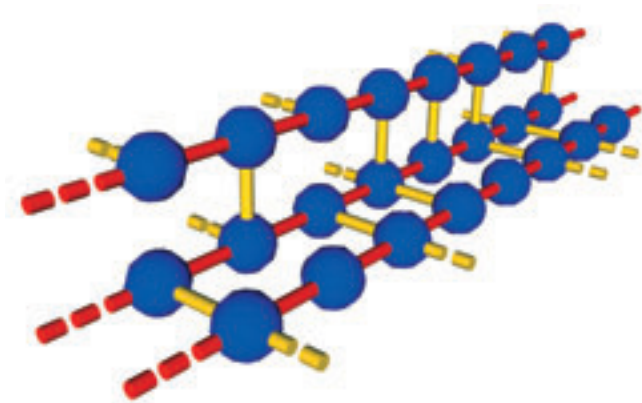
**Resine ad alto peso molecolare H.M.W. (PMMA Cross-Linked)**  
**High molecular weight resin H.M.W. (PMMA Cross-Linked)**

L'utilizzo di polimeri ad alto peso molecolare modificati, combinati con particolari leganti molecolari (Cross Linking), conferisce:

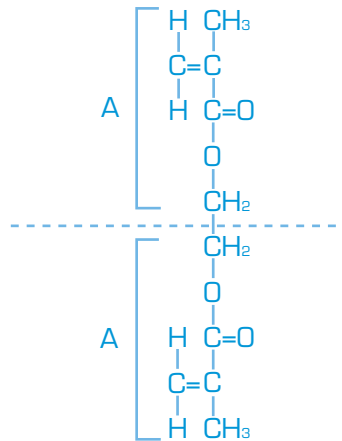
- **durezza elevata**
- **eccellente resistenza all'abrasione**
- **stabilità del colore**
- **ottima resistenza all'adesione di placca**

The use of high molecular weight modified polymers combined with special molecular linkers (Cross Linking) gives:

- **Exceptional hardness**
- **Excellent abrasion resistance**
- **Stable colour**
- **Excellent resistance to plaque**

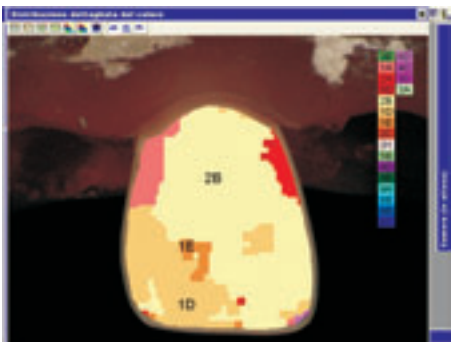


Molecole di PMMA  
PMMA molecule



- Legame Cross Linked tra catene molecolari  
*Cross-linked bond between molecular chains*
- Legame polimerico tra monomeri  
*Polymer bond between monomers*
- Unità di monomero  
*Monomer unit*

**Colorazioni Shades**



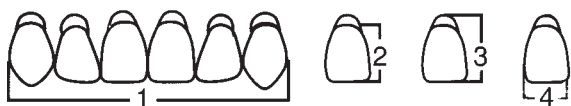
I denti artificiali Ruthinium sono disponibili in un'ampia gamma di colori. L'impiego di spettrofotometri nella fase di controllo, ne garantisce la costanza e la fedeltà.

*Ruthinium artificial teeth are available in a wide range of shades. The use of spectrophotometers during the control phase guarantees constant true colours.*



La fluorescenza è una particolare forma di luminescenza presente in alcune sostanze. Questa caratteristica è presente nei denti naturali che, quando colpiti da radiazioni ultraviolette prossime al visibile, emettono una luce di colore bianco-azzurro. In tutti i denti Ruthinium tale caratteristica è presente, per conferire un effetto ancora più naturale.

*Fluorescence is a form of luminescence that is found in certain substances. It is a feature that is found in natural teeth which, when struck by ultraviolet rays, give off a white-bluish light. This feature is found in all Ruthinium teeth to give them an even more natural look.*



**Scala Colori - Shade Guide**

Acry Plus	Acry Plus V
1A - 2A - 3A - 4A	A1 - A2 - A3 - A3,5 - A4
2B - 4B - 5B - 6B	B1 - B2 - B3 - B4
1C - 2C - 3C - 4C - 6C	C1 - C2 - C3 - C4
1D - 4D - 6D	D2 - D3 - D4
1E - 2E - 3E	



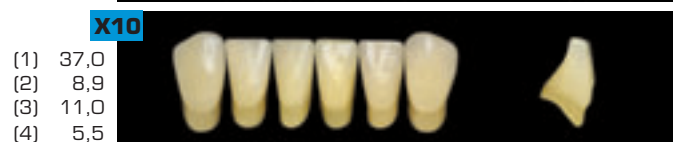


Codice Prodotto Product Code	
0120010	ACRY PLUS 6 UPPER
0120011	ACRY PLUS 6 LOWER
0120012	ACRY PLUS 8 UPPER
0120013	ACRY PLUS 8 LOWER
0120030	ACRY PLUS N.M. 8 UPPER
0120031	ACRY PLUS N.M. 8 LOWER
0120014	ACRY PLUS SET 28
0120015	LIVE MOULD CHART ACRY PLUS
0120016	SHADE GUIDE ACRY PLUS

0120020	ACRY PLUS V. 6 UPPER
0120021	ACRY PLUS V. 6 LOWER
0120022	ACRY PLUS V. 8 UPPER
0120023	ACRY PLUS V. 8 LOWER
0120032	ACRY PLUS V. N.M. 8 UPPER
0120033	ACRY PLUS V. N.M. 8 LOWER
0120024	ACRY PLUS V. SET 28
0120025	LIVE MOULD CHART ACRY PLUS V.
0120026	SHADE GUIDE ACRY PLUS V.

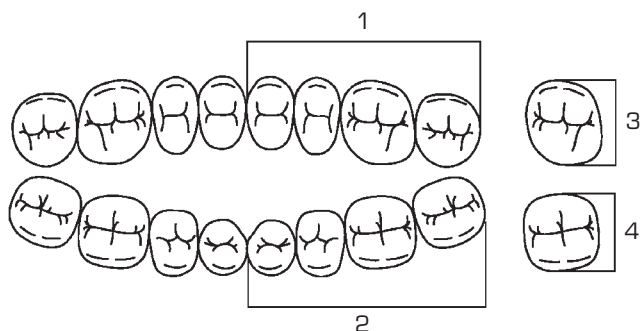


Disponibili in colorazione Acry Plus V  
Available in Acry Plus V shades



Acry Plus comply with ISO 22112:2005 - Type 1 - Type 2

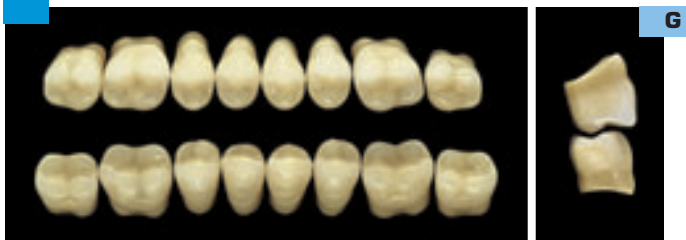
**Tabella di Articolazione**  
**Articulation table**



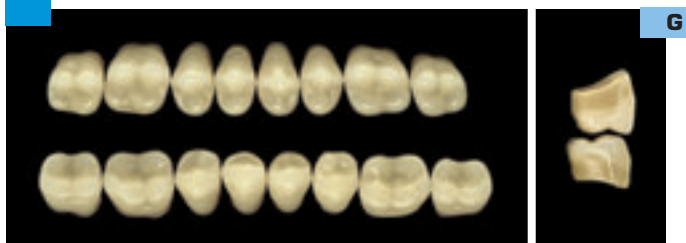
**G:** Geometrico - *Geometric*  
**NM:** Neuromuscolare - *Neuromuscular*

P 1	X 1 - X 3	Z 3	
P 2	X 2 - X 5	Z 3	Z 14 - Z 17
P 3	X 3 - X 5	Z 3 - Z 5	Z 14
P 4	X 5 - X 6	Z 5	Z 14
P 5	X 7 - X 8	Z 4	Z 20 - Z 30
P 7	X 8 - X 9	Z 6	Z 20 - Z 30
P 8	X 5	Z 5	Z 17
P 9	X 7	Z 4 - Z 5	Z 20 - Z 30
T 1	X 3	Z 3	
T 2	X 3	Z 3 - Z 5	Z 14
T 3	X 2	Z 2	Z 14
T 4	X 4	Z 2	Z 14
T 5	X 10	Z 4	Z 17
T 6	X 7	Z 4	Z 17
T 7	X 8	Z 4	Z 20 - Z 30
T 8	X 5	Z 3 - Z 5	Z 14
T 9	X 3	Z 3 - Z 5	Z 14
T 16	X 5 - X 6	Z 5	Z 17
T 17	X 5 - X 7	Z 5	Z 17
T 18	X 5 - X 7	Z 4	Z 17
T 19	X 8 - X 10	Z 6	Z 20 - Z 30
V 1	X 3	Z 3 - Z 5	
V 2	X 5	Z 5	Z 17
V 3	X 7	Z 5	Z 17
V 4	X 1 - X 3	Z 3	Z 14
V 5	X 5	Z 5	Z 14 - Z 17
V 8	X 7 - X 10	Z 4	Z 20 - Z 30
V 9	X 8 - X 9	Z 6	Z 20 - Z 30

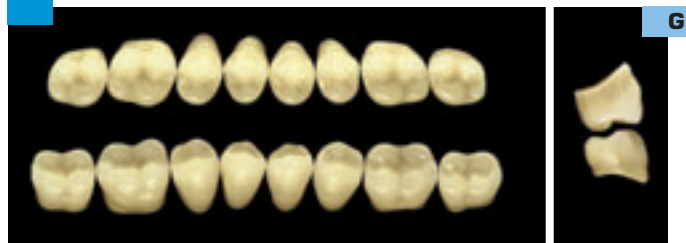
**Z2** (1) 29,9 (2) 31,5 (3) 9,0 (4) 8,5



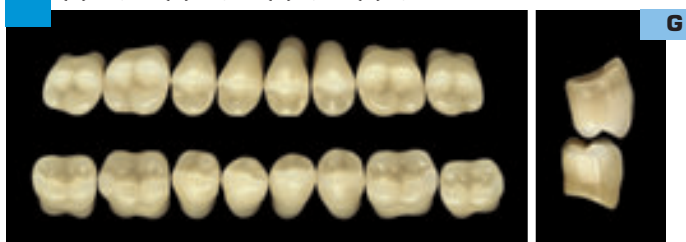
**Z3** (1) 29,4 (2) 31,3 (3) 8,9 (4) 8,2



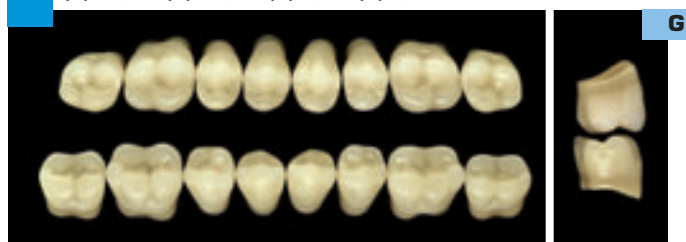
**Z5** (1) 30,5 (2) 33,2 (3) 9,1 (4) 8,8



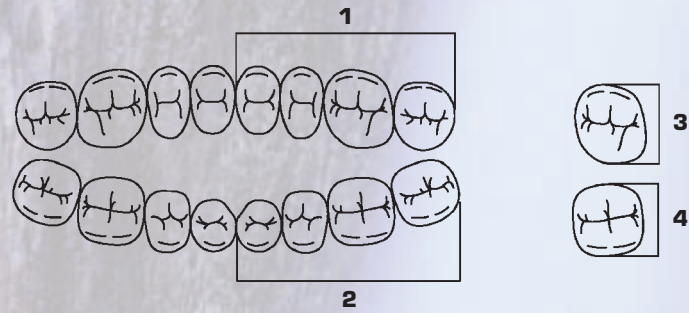
**Z4** (1) 31,0 (2) 33,8 (3) 9,5 (4) 9,0



**Z6** (1) 33,6 (2) 36,3 (3) 9,8 (4) 9,1







**Z30** (1) 33,9 (2) 36,1 (3) 11,7 (4) 10,8



**Z20** (1) 32,9 (2) 35,9 (3) 11,9 (4) 10,8



**Z17** (1) 31,9 (2) 34,3 (3) 11,3 (4) 10,2



**Z14** (1) 29,2 (2) 31,4 (3) 10,3 (4) 9,3



**Z30.** Morfologie cuspidali molto pronunciate e caratterizzate dalle grandi dimensioni, lo rendono **ideale per la protesi combinata**.

**Z30.** *Very pronounced cuspid morphology characterised by the large sizes, making it **ideal for mixed prostheses**.*

**Z20. Z17. Z14.** Morfologie cuspidali con angolo cuspidale meno accentuato. **Adatto per qualsiasi esigenza protesica**.

**Z20. Z17. Z14.** *Cuspid morphology with a less-accentuated cuspid angle. **Ideal for any sort of prosthesis**.*



Dental Manufacturing S.p.A.  
Via Ca' Mignola Nuova, 1699  
45021 Badia Polesine (RO) - Italy  
Tel. +39.0425.51628 - +39.0425.590587  
Fax +39.0425.590156  
[www.ruthinium.it](http://www.ruthinium.it) [info@ruthinium.it](mailto:info@ruthinium.it)